

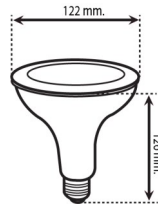
DOWN LIGHT



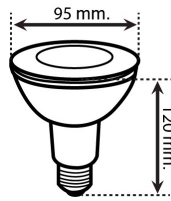
SERIES PAR38/30/20

- ◆ Accent Lighting, General Lighting, Hallway Lighting, etc. Indoor use only
- ◆ Scope of Application
- ◆ Non-scaled fixture only, Improper use will result voided warranty

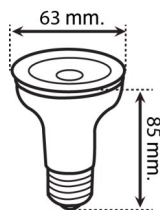
KPAR-38



KPAR-30



KPAR-20



KPAR-01 = DIMMABLE
KPAR-02 = NON-DIM

Parameter	Value	
Model	KPAR380118W	KPAR380218W
Rate Power	18W	18W
Luminous Flux	1,620lm	1,620lm
Luminous Efficiency	>90lm/w	
LED Chip	COB/SMD	
Color Temperature	CCT 2700K/3000K/4000K/6000K	
Color Rendering Index	>80 Ra	
Input Voltage	AC 220-240 VAC , 50/60Hz	AC 185-265 VAC , 50/60Hz
Power factor	> 0.90	
Beam Angle	25°	
Work Temperature	-40°C to +50°C	
Work Life	>20,000 Hours	
Dimensions	122*126mm	

Parameter	Value	
Model	KPAR300115W	KPAR300212W
Rate Power	15W	12W
Luminous Flux	1,350lm	1,080lm
Luminous Efficiency	>90lm/w	
LED Chip	COB/SMD	
Color Temperature	CCT 2700K/3000K/4000K/6000K	
Color Rendering Index	>80 Ra	
Input Voltage	AC 220-240 VAC , 50/60Hz	AC 185-265 VAC , 50/60Hz
Power factor	> 0.90	
Beam Angle	25°	
Work Temperature	-40°C to +50°C	
Work Life	>20,000 Hours	
Dimensions	95*120mm	

Parameter	Value	
Model	KPAR20018W	KPAR20028W
Rate Power	8W	8W
Luminous Flux	720lm	720lm
Luminous Efficiency	>90lm/w	
LED Chip	COB/SMD	
Color Temperature	CCT 2700K/3000K/4000K/6000K	
Color Rendering Index	>80 Ra	
Input Voltage	AC 220-240 VAC , 50/60Hz	AC 185-265 VAC , 50/60Hz
Power factor	> 0.90	
Beam Angle	25°	
Work Temperature	-40°C to +50°C	
Work Life	>20,000 Hours	
Dimensions	63*85mm	